

CONFIGURED BY YOU. MADE ON DEMAND.

Choose the size, support and cover. We take care of the rest. Each cushion is 3D printed to your configuration and professionally finished, combining semi-custom support with the practical benefits of digital production.

There is no need to keep multiple sizes or configurations in stock. Simply order the cushion you need, when you need it. Your configuration can be stored for straightforward reordering.



Scheepmakerstraat 27
2222 AB Katwijk aan Zee
The Netherlands

Veerpolder 1d
2361 KV Warmond
The Netherlands

+31 71 407 49 40
info@coverworks.nl
COVERWORKS.NL

COVERWORKS.NL

COVER WORKS

SOFTGOOD & SEATING SOLUTIONS



PRINT2FIT | WHITE LABEL

YOUR PERFECT CUSHION. JUST A FEW CLICKS AWAY.

LUXURY

HEALTH

INDUSTRY

THE ADVANTAGES OF 3D-PRINTED SEATING

3D printing combines configurable support with a digitally reproducible structure, allowing each cushion to be adapted to the user's needs while remaining easy to order and reproduce.

BENEFITS

Made to fit
Configured to the dimensions and support needs of your patient

Optimized pressure distribution
Different support zones can be configured within the cushion

Excellent airflow
The open structure allows air to circulate through the cushion

Consistent and replicable
Digital configurations make consistent reproduction possible

Washable
Designed for easy cleaning and everyday use

Sustainable
Produced on demand using additive manufacturing, reducing unnecessary production and stock

SUPPORTED BY RESEARCH

18% LOWER PEAK PRESSURE*

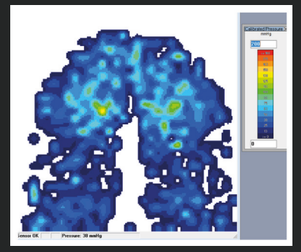

Personalized 3D-printed seat inserts for truck seating also showed 39% lower mean pressure and 15% more contact area compared with the standard seat.

**Results from a 16-participant truck-seat study. These findings relate to that specific application and are not a performance claim for the White Label wheelchair cushion.*

Source: Steenhuis, B. et al. (2025), Applied Sciences, 15, 12985.



YOUR CUSHION. IN A FEW SIMPLE STEPS.

01 SIZE
CHOOSE THE DIMENSIONS
Enter the required length and width for your patient's wheelchair cushion.

02 SUPPORT
SET THE FIRMNESS
Define where the cushion needs softer or firmer support.

03 COVER
CHOOSE THE FINISH
Select the preferred upholstery, colour and finish.

04 ORDER
PLACE YOUR ORDER
Confirm your configuration and order directly through the platform.





LET'S DEVELOP YOUR BRAND NEW SEAT.



NIELS VAN GRINSVEN
n.vangrinsven@coverworks.nl
+31 6 514 176 63